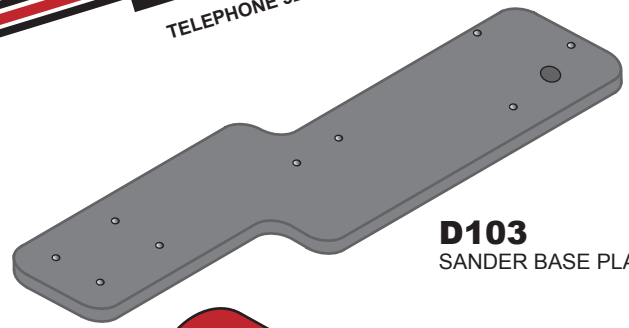



D5010R BELT SANDER PARTS



D103
 SANDER BASE PLATE

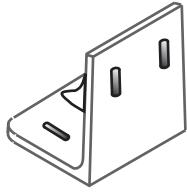


D1/2
 ONE HALF HORSE POWER
 120 VOLT SINGLE PHASE
 MOTOR. 1/2" SHAFT. NO KEY.



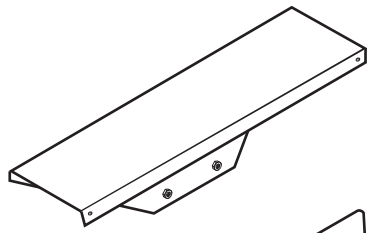
D102
 RUBBER COATED DRIVE
 PULLEY. 6-3/4" X 2-5/8"
 FOR 1/2" MOTOR SHAFT.
 SET SCREW INCLUDED.

D102.625
 SAME AS D102 BUT WITH
 5/8" KEYED BORE

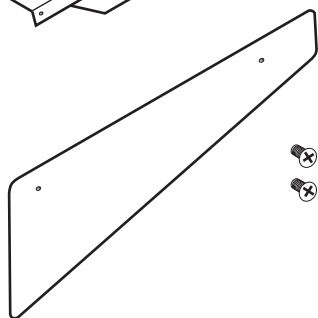


D111
 PLATEN BASE.
 2 AXIS ADJUSTABLE

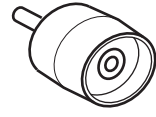
D104
 PLATEN COMPLETE.
 BASE, PLATEN, GAURD
 & BOLTS



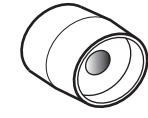
D106
 PLATEN 3" X 10"
 WITH MOUNTING HOLES
 FOR GAURD



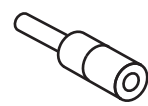
D108
 GUARD & 2
 10-24 MACHINE SCREWS




D105
 IDLER PULLEY
 3-3/8" DIAMETER
 CROWNED WITH
 BEARING



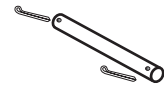
D109
 IDLER PULLEY
 3-3/8" DIAMETER
 CROWNED



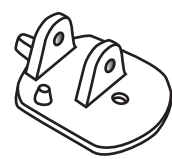
D100-2
 IDLER PULLEY
 BEARING



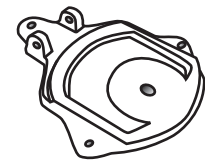
D100-3
 TENSION ARM
 & SET SCREW



D100-4
 AXIS PIN &
 COTTER KEYS



D100-5
 CENTERING PLATE



D100-6
 LOWER PLATE



D100-8
 TENSION SPRING



D100-7
 THUMB SCREWS
 USED TO SECURE ADJUSTMENT
 OF CENTERING PLATE.